



RIVERWALK

11870 Pierce Street, Riverside, CA 92505

\$1.95 PSF
First Year
Lease Rate



RIVERWALK			
TOTAL SQUARE FEET ±68,027 RENTABLE SQUARE FEET			
Suite	Sq. Ft.	Base Rent	Description
280	±1,385	\$2.45/SF	Available  

LEASE TYPE Full Service Gross
 RENT ADJUSTMENTS Three percent (3%) per year
 LEASE TERM One (1) to Five (5) years



CLICK ICON FOR SUITE FLOOR PLAN




CLICK ICON FOR SUITE VIRTUAL TOUR



PROPERTY HIGHLIGHTS

- Campus-Like Setting in a 73-Acre Master- Planned Business Park
 - Excellent Access to the 91 (Riverside) and I-15 Freeways
 - Lush Landscaping Including Lakes & Streams
 - Abundant 4:1 Parking Ratio
 - Close Proximity to Retail Services & Restaurants
 - Located on the Border of Corona and Riverside, Allowing Users Immediate Access to Both Communities
-

- Modern buildout
- Efficient layout
- Abundant perimeter windows
- High-tech telecommunications infrastructure
- Class "A" lobby and finishes



THOMAS P. PIERIK, SIOR
951.276.3610 | DRE#: 009820257
TPIERIK@LEERIVERSIDE.COM

ANDREW PEAKE
951.276.3644 | DRE#: 01398894
APEAKE@LEERIVERSIDE.COM

DAVID MUDGE, SIOR, CCIM
951.276.3611 | DRE#: 01070762
DMUDGE@LEERIVERSIDE.COM

*No warranty or representation has been made to the accuracy of the foregoing information. Terms of sale or lease and availability are subject to change or withdrawal without notice. Lee & Associates Commercial Real Estate Services, Inc. -Riverside.
4193 Flat Rock Drive, Suite 100, Riverside, CA 92505 | 951.276.3600 | Corp. DRE#: 01048055 | www.lee-associates.com*

◆ FLOOR PLAN ◆

SUITE 280

